



LITEMOR

Lighting up Canada for over 50 years



LED FLAT PANEL



Product Features

CETL cULus listed, DLC Premium

Lifespan of >50,000 hours

High Quality Driver, efficiency >86%, PF>0.9

0-10V dimming

Aluminum frame, PMMA IGP lens

Uniform and soft luminance panel

3 Convenient sizes

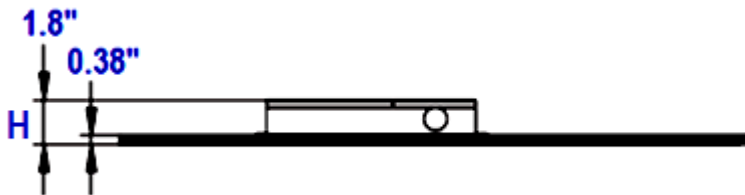
Applications

Commercial / Retail locations / Industrial
For use in Offices, Show-rooms, Stores, etc.

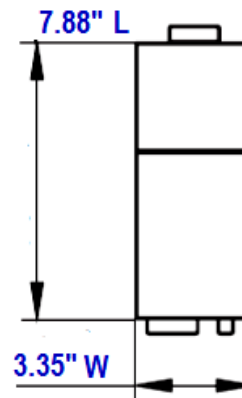
Warranty

5-year warranty

Product Dimensions



Driver Dimensions



LED PANEL	L	W	H
2'X2'	23.74"	23.74"	1.8"
1'X4'	47.72"	11.85"	1.8"
2'X4'	47.72"	23.74"	1.8"

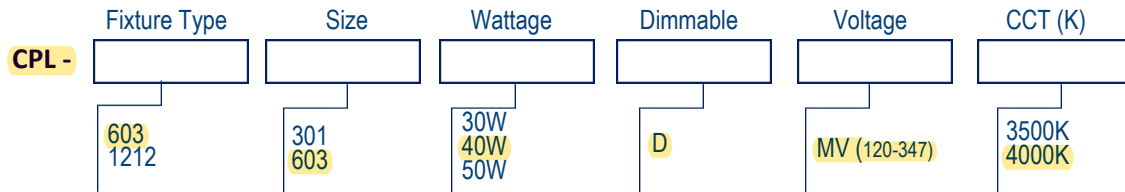


LITEMOR

Lighting up Canada for over 50 years

LED FLAT PANEL

Ordering Information Example: CPL121260350WDPMV3500K



Specifications

Model Number	DLC	Wattage (W)	Input Voltage (V)	Lum/W	CCT (K)	Beam Spread	Dimmable	Size
CPL60360330WDPMV4000K	Y	30W	AC120-347V	125	4000K	120	0-10V	2X2
CPL60360330WDPMV3500K	Y	30W			3500K			2X2
CPL60360340WDPMV4000K	Y	40W			4000K			2X2
CPL121260350WDPMV4000K	Y	50W			4000K			2X4
CPL121260340WDPMV4000K	Y	40W			4000K			2X4
CPL121260340WDPMV3500K	Y	40W			3500K			2X4
CPL121230130WDPMV4000K	y	30W			4000K			1x4
CPL121230130WDPMV3500K	y	30W			3500K			1x4

Accessories

Accessory Type		2x2	1x4	2x4
Suspension Kits (Wireropes)		SK2X2	SK1X4	SK2X4
Emergency Kits		EK2X2	EK1X4	EK2X4
Surface Mount Kit		CPLSMKT2X2	CPLMKIT1X4	CPLMKIT2X4
Earthquake Clips		EC2X2	EC1X4	EC2X4